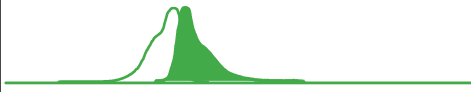
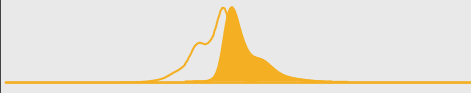
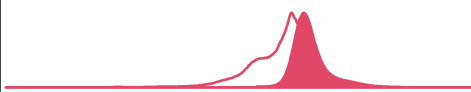



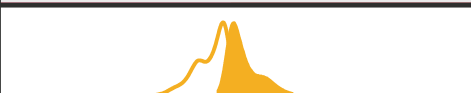
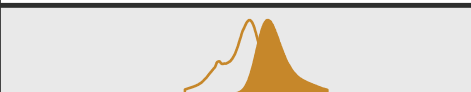








SPECTRAL PROFILES OF FLUOROPHORES

AVAILABLE FLUOROPHORES	ABSORB (NM)	EMIT (NM)	SPECTRUM	CORRESPONDING DYES
CY2®	483-548	500		Alexa Fluor® 488, ATTO® 488, CF® 488A, DyLight® 488, FITC, fluorescein
CY3®	554	566		Alexa Fluor® 555, CF® 555, DyLight® 550TRITC
CY5®	649	666		Alexa Fluor® 647, ATTO® 647N, CF® 640R, CF® 647, DyLight® 650
CY5.5®	672-673	690		Alexa Fluor® 680, CF® 680, DyLight® 680, IRDye® 680
DYLIGHT® 350	351	434		Alexa Fluor® 350, AMCA, CF® 350
DYLIGHT® 488	492	519		Alexa Fluor® 488, ATTO® 488, CF® 488A, Cy2®, FITC, fluorescein
DYLIGHT® 550	553	569		Alexa Fluor® 555, CF® 555, Cy3®, TRITC
DYLIGHT® 594	591	617		Alexa Fluor® 594, ATTO® 594, CF® 594, Texas Red
DYLIGHT® 650	651	673		Alexa Fluor® 647, ATTO® 647N, CF® 640R, CF® 647, Cy5®
DYLIGHT® 680	676	705		Alexa Fluor® 680, CF® 680, Cy5.5®, IRDye® 680
DYLIGHT® 755	750	771		Alexa Fluor® 750, CF® 750, Cy7®, APC, IRDye® 750
DYLIGHT® 800	770	798		CF® 770, IRDye® 800
FITC	495	519		Alexa Fluor® 488, ATTO® 488, CF® 488A, Cy2®, DyLight® 488, fluorescein
PE	565	576		Alexa Fluor® 568, ATTO® 565,

*Spectral profiles were built based on absorption and emission data from www.fluorophores.tugraz.at

Ready to get started? Contact us by visiting fortislife.com/custom-antibodies

Copyright © 2023, Fortis Life Sciences®, All rights reserved. All content described by Fortis Life Sciences is copyright of Fortis Life Sciences unless specifically identified otherwise. You may not copy, reproduce, modify, republish, transmit, or distribute any content or images without express written permission.