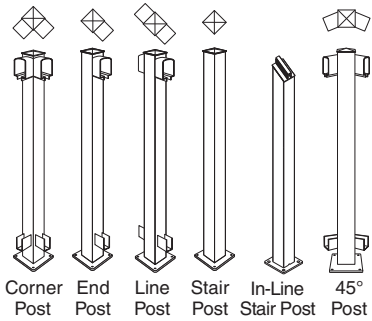
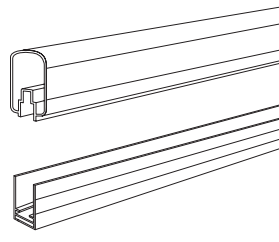



1. Select your Posts



2. Select your Top & Bottom Rails

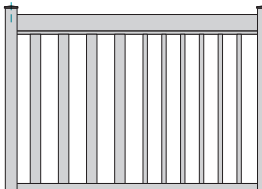
Top and Bottom rail lengths:



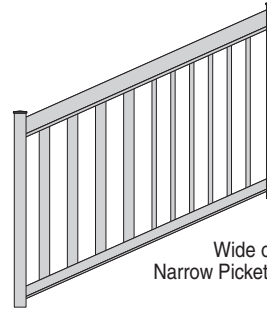
3. Select your Pickets or Tempered Glass Panels

Horizontal Pickets

8" on center - max.span

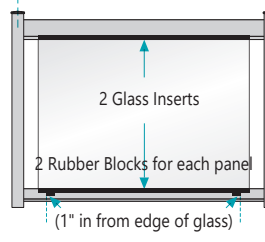


Stair Pickets



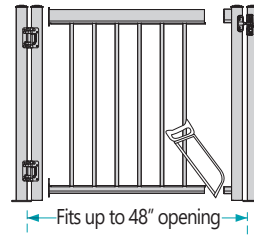
Tempered Glass

6' on center - max.span





4. Gate Package


Wide or Narrow Pickets




5. Assembly Parts

 Lag Bolts
1 pkg of lag bolts for every 6 posts.
(2 1/2" & 6" available)

 Self Drilling Screws
1 pkg of screws for every 4-5 sections.

 Universal Angle Bracket
For custom angles and stairs.

 Wall Brackets
To attach rails to wall or post.

 Post Base Plate Cover
To cover exposed lags/bolts and give a finished look.

 Decorative Post Caps
DPC-B - Ball
DPC-P - Pyramid
DPC-T - Tower

