



# Backyard Project Packages

HOME OWNERS HELPING YOU DO-IT-YOURSELF WITH EXPERT ADVICE



# packages



Is the inner builder inside you anxious to get out - dust off the tools, sharpen up the pencil and get into a new project? Then Home Hardware Building Centre is the best place to find a great project package. We have projects for everyone from the first time DIYer with basic skills and tools, to comprehensive packages for the professional contractor.

All Home Hardware Building Centre project packages include quality materials, comprehensive plans, detailed cutting and assembly instructions\*, and a side serving of expert advice.

Check out our great project selection and discover the satisfaction of building it yourself, or with your friends and family. Then sit back and enjoy your accomplishments with a tall cool one and a burger on the grill – what could be more satisfying than that?



| Material        | Qty | Description               | Quantity | Price | SPR     |
|-----------------|-----|---------------------------|----------|-------|---------|
| <b>FLOORING</b> |     |                           |          |       |         |
| 2x4 LUMBER      | 100 | 2x4 S4S 12' X 4' X 4'     | 100      | 1.99  | 199.00  |
| 2x6 LUMBER      | 50  | 2x6 S4S 12' X 6' X 6'     | 50       | 2.99  | 149.50  |
| 2x8 LUMBER      | 50  | 2x8 S4S 12' X 8' X 8'     | 50       | 3.99  | 199.50  |
| 2x10 LUMBER     | 50  | 2x10 S4S 12' X 10' X 10'  | 50       | 4.99  | 249.50  |
| 2x12 LUMBER     | 50  | 2x12 S4S 12' X 12' X 12'  | 50       | 5.99  | 299.50  |
| 4x4 LUMBER      | 50  | 4x4 S4S 12' X 4' X 4'     | 50       | 6.99  | 349.50  |
| 4x6 LUMBER      | 50  | 4x6 S4S 12' X 6' X 6'     | 50       | 7.99  | 399.50  |
| 4x8 LUMBER      | 50  | 4x8 S4S 12' X 8' X 8'     | 50       | 8.99  | 449.50  |
| 4x10 LUMBER     | 50  | 4x10 S4S 12' X 10' X 10'  | 50       | 9.99  | 499.50  |
| 4x12 LUMBER     | 50  | 4x12 S4S 12' X 12' X 12'  | 50       | 10.99 | 549.50  |
| 6x6 LUMBER      | 50  | 6x6 S4S 12' X 6' X 6'     | 50       | 11.99 | 599.50  |
| 6x8 LUMBER      | 50  | 6x8 S4S 12' X 8' X 8'     | 50       | 12.99 | 649.50  |
| 6x10 LUMBER     | 50  | 6x10 S4S 12' X 10' X 10'  | 50       | 13.99 | 699.50  |
| 6x12 LUMBER     | 50  | 6x12 S4S 12' X 12' X 12'  | 50       | 14.99 | 749.50  |
| 8x8 LUMBER      | 50  | 8x8 S4S 12' X 8' X 8'     | 50       | 15.99 | 799.50  |
| 8x10 LUMBER     | 50  | 8x10 S4S 12' X 10' X 10'  | 50       | 16.99 | 849.50  |
| 8x12 LUMBER     | 50  | 8x12 S4S 12' X 12' X 12'  | 50       | 17.99 | 899.50  |
| 10x10 LUMBER    | 50  | 10x10 S4S 12' X 10' X 10' | 50       | 18.99 | 949.50  |
| 10x12 LUMBER    | 50  | 10x12 S4S 12' X 12' X 12' | 50       | 19.99 | 999.50  |
| 12x12 LUMBER    | 50  | 12x12 S4S 12' X 12' X 12' | 50       | 20.99 | 1049.50 |
| 1/2" PLYWOOD    | 100 | 1/2" PLYWOOD 4' X 8' X 8' | 100      | 1.99  | 199.00  |
| 3/4" PLYWOOD    | 100 | 3/4" PLYWOOD 4' X 8' X 8' | 100      | 2.99  | 299.00  |
| 1x4 LUMBER      | 100 | 1x4 S4S 12' X 4' X 4'     | 100      | 1.99  | 199.00  |
| 1x6 LUMBER      | 100 | 1x6 S4S 12' X 6' X 6'     | 100      | 2.99  | 299.00  |
| 1x8 LUMBER      | 100 | 1x8 S4S 12' X 8' X 8'     | 100      | 3.99  | 399.00  |
| 2x4 LUMBER      | 100 | 2x4 S4S 12' X 4' X 4'     | 100      | 1.99  | 199.00  |
| 2x6 LUMBER      | 100 | 2x6 S4S 12' X 6' X 6'     | 100      | 2.99  | 299.00  |
| 2x8 LUMBER      | 100 | 2x8 S4S 12' X 8' X 8'     | 100      | 3.99  | 399.00  |
| 2x10 LUMBER     | 100 | 2x10 S4S 12' X 10' X 10'  | 100      | 4.99  | 499.00  |
| 2x12 LUMBER     | 100 | 2x12 S4S 12' X 12' X 12'  | 100      | 5.99  | 599.00  |
| 4x4 LUMBER      | 100 | 4x4 S4S 12' X 4' X 4'     | 100      | 6.99  | 699.00  |
| 4x6 LUMBER      | 100 | 4x6 S4S 12' X 6' X 6'     | 100      | 7.99  | 799.00  |
| 4x8 LUMBER      | 100 | 4x8 S4S 12' X 8' X 8'     | 100      | 8.99  | 899.00  |
| 4x10 LUMBER     | 100 | 4x10 S4S 12' X 10' X 10'  | 100      | 9.99  | 999.00  |
| 4x12 LUMBER     | 100 | 4x12 S4S 12' X 12' X 12'  | 100      | 10.99 | 1099.00 |
| 6x6 LUMBER      | 100 | 6x6 S4S 12' X 6' X 6'     | 100      | 11.99 | 1199.00 |
| 6x8 LUMBER      | 100 | 6x8 S4S 12' X 8' X 8'     | 100      | 12.99 | 1299.00 |
| 6x10 LUMBER     | 100 | 6x10 S4S 12' X 10' X 10'  | 100      | 13.99 | 1399.00 |
| 6x12 LUMBER     | 100 | 6x12 S4S 12' X 12' X 12'  | 100      | 14.99 | 1499.00 |
| 8x8 LUMBER      | 100 | 8x8 S4S 12' X 8' X 8'     | 100      | 15.99 | 1599.00 |
| 8x10 LUMBER     | 100 | 8x10 S4S 12' X 10' X 10'  | 100      | 16.99 | 1699.00 |
| 8x12 LUMBER     | 100 | 8x12 S4S 12' X 12' X 12'  | 100      | 17.99 | 1799.00 |
| 10x10 LUMBER    | 100 | 10x10 S4S 12' X 10' X 10' | 100      | 18.99 | 1899.00 |
| 10x12 LUMBER    | 100 | 10x12 S4S 12' X 12' X 12' | 100      | 19.99 | 1999.00 |
| 12x12 LUMBER    | 100 | 12x12 S4S 12' X 12' X 12' | 100      | 20.99 | 2099.00 |

A complete project material list.

\* Included for most projects with the exception of agricultural buildings and loft garages.

## Project package experts

Not sure if you have the skills or experience to take on a new project? Speak with one of Home's project package experts to review the requirements of the job. They can help you determine the difficulty level of the project, the materials required, site preparation, permit requirements, and the best tools for your project. Stop in today to see how we can help.



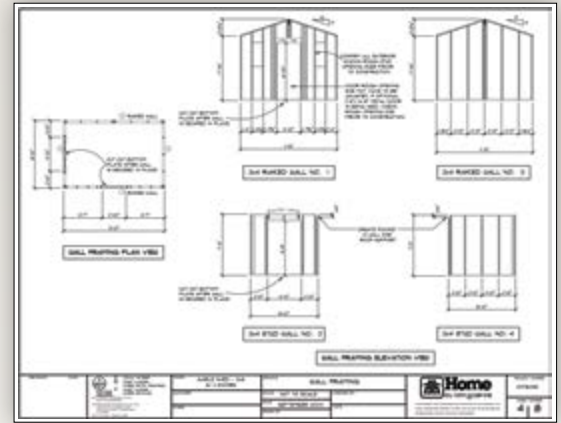


# Complete packages, plans and instructions, with permit quality blueprints available

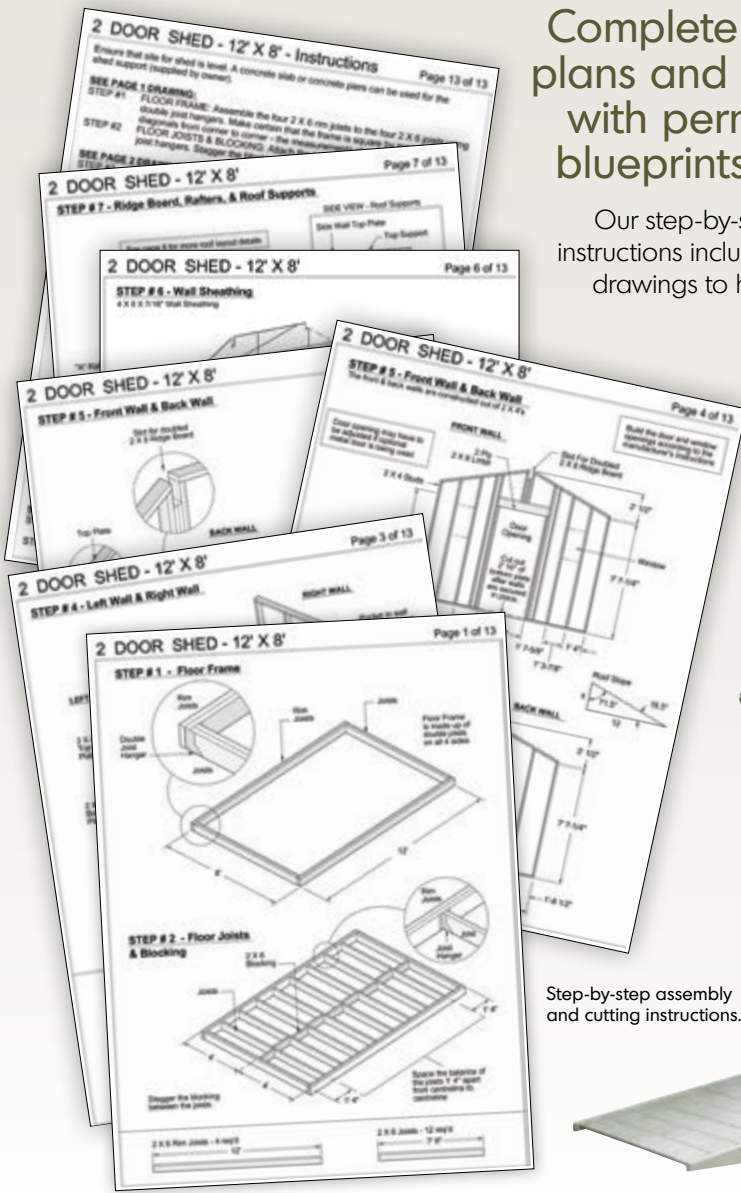
Our step-by-step assembly instructions include easy to follow drawings to help you build.



See page 5 for details



A complete set of project plans are included with each Project Package.



Step-by-step assembly and cutting instructions.



Double Entry Shed 12' x 8' 2758-091



# decks



Our deck material packages start with the basic structure for a raised or slightly raised deck. Deck projects can be sized to fit your home and yard and are available in treated, cedar, spruce or composite decking.

Our Project Experts can help you select options, including railings or stairs, for your perfect outdoor living space. If you are thinking of building one of our Deck Projects, but are unsure about the level of difficulty, come in and talk to one of our Project Experts. They can offer advice on necessary tools, and give you an idea of what's involved in successfully completing your project. Some projects will require foundations, site grading, municipal approvals or building permits\* and these are the responsibility of the owner.

\*See page 19 for more information

## DECK PACKAGES

### SLIGHTLY RAISED

#### Slightly raised 2' x 6' PT

|           |               |
|-----------|---------------|
| 8' x 10'  | .....2842-740 |
| 8' x 12'  | .....2842-741 |
| 8' x 16'  | .....2842-742 |
| 8' x 20'  | .....2842-743 |
| 12' x 12' | .....2842-744 |

|           |               |
|-----------|---------------|
| 12' x 16' | .....2842-745 |
| 12' x 20' | .....2842-746 |
| 10' x 10' | .....2842-747 |
| 10' x 12' | .....2842-748 |
| 10' x 16' | .....2842-749 |
| 12' x 24' | .....2842-750 |
| 16' x 12' | .....2842-751 |
| 16' x 16' | .....2842-752 |
| 16' x 20' | .....2842-753 |
| 16' x 24' | .....2842-754 |

### SLIGHTLY RAISED

#### Slightly raised 5/4' x 6' PT

|           |               |
|-----------|---------------|
| 8' x 10'  | .....2843-617 |
| 8' x 12'  | .....2843-618 |
| 8' x 16'  | .....2843-619 |
| 8' x 20'  | .....2843-620 |
| 12' x 12' | .....2843-621 |
| 12' x 16' | .....2843-622 |
| 12' x 20' | .....2843-623 |

|           |               |
|-----------|---------------|
| 10' x 10' | .....2843-638 |
| 10' x 12' | .....2843-639 |
| 10' x 16' | .....2843-640 |
| 12' x 24' | .....2843-641 |
| 16' x 12' | .....2843-642 |
| 16' x 16' | .....2843-643 |
| 16' x 20' | .....2843-644 |
| 16' x 24' | .....2843-645 |

### PREMIUM RAISED

|           |               |
|-----------|---------------|
| 12' x 18' | .....2843-662 |
| 12' x 20' | .....2843-663 |
| 12' x 24' | .....2843-664 |
| 10' x 16' | .....2843-665 |



A.



B.

## RAILINGS

Available in 4' sections

|                      |               |
|----------------------|---------------|
| Baluster A. 4' x 36" | .....2862-240 |
| Baluster A. 4' x 42" | .....2862-241 |
| Baluster B. 4' x 36" | .....2862-243 |
| Baluster B. 4' x 42" | .....2862-242 |







Two-tier Deck with Pergola 34' x 15' PT 2843-615/616

## A backyard oasis is yours with these functional and fun projects

All Premium deck packages include 6"x6" posts, 2"x8" beams, joists, fascias and all necessary hardware materials. All joists are 16" on centre. You can decide if this is a project you want to build or have your Home Hardware Building Centre install it for you, see below for details.

Make sure you follow the proper guidelines as indicated in your local by laws, e.g. if attaching a deck to your home there may be height restrictions and approved fastening procedures.



Premium Raised Deck 12' x 20' 2843-663  
Railings not included.



# We install it right. Guaranteed.

Canada's Installation Experts. We offer a one year warranty on all labour plus the full manufacturer warranties on every project installed by Home.

### Your Home Installs Project Expert:

- does a no charge, in-home consultation.
- provides a detailed written proposal, including project price and completion date.
- schedules deliveries and supervises installation by insured, qualified, local installers.
- does a post-project follow-up to ensure satisfaction.



Visit us online at [homehardware.ca/homeinstalls](http://homehardware.ca/homeinstalls) for a list of participating stores.



# fences & gates



Fence packages are available in a variety of woods. We will help you calculate your fence requirements, and work out all the finishing details.

When planning to build your fence:

- Check local building code for zoning regulations.
- Check location of buried cables and service lines.
- Ensure you keep within the guidelines for height restrictions from your local municipality.
- Maintain the proper set back requirements or property boundaries.
- Decide what style and height is required.
- Inform your neighbours of your plans. A fence can increase value.
- You can choose from treated, cedar, spruce, aluminum or vinyl material.
- Home carries a wide range of products to finish your fence.

## FENCE PACKAGES SIZES AND WOODS AVAILABLE

|                             | PT               | Cedar            | Spruce   |
|-----------------------------|------------------|------------------|----------|
| Lattice Top 5' & 6'         | 2846-101/103     | 2846-001/003     |          |
| Privacy Lattice Top 5' & 6' | 2950-016/017     | 2950-018/019     |          |
| Verticle Board 4', 5' & 6'  | 2848-501/503/505 | 2848-401/403/405 |          |
| Privacy Verticle Boards     | 2950/004/005     | 2950-006/007     |          |
| Verticle Convex Top         | 2848-801/807     | 2848-803/809     |          |
| Jasper 4', 5' & 6'          | 2846-501/503/505 | 2846-401/403/405 |          |
| Privacy Jasper              | 2950-010/011     | 2950-012/013     |          |
| Privacy Jasper 2' x 6' Top  | 2950-022         |                  |          |
| Banff                       | 2950-026         |                  |          |
| Banff Privacy               | 7846-713         |                  |          |
| Laudentian                  | 2950-027         |                  |          |
| Top/Bottom lattice 6' x 4'  | 2846-055         |                  |          |
| Arched Lattice Top 6' x 4'  | 2846-063         |                  |          |
| All lattice 4'.6"           | 2846-051         |                  |          |
| Post & Rail 4'              | 2847-601         |                  |          |
| Ranch Rail 4'               | 2848-101         | 2848-001         | 2848-301 |
| Picket 3'                   | 2847-105         | 2847-007         |          |
| Trellis Screen 6'           | 5010-311         | 5010-313         | 5010-312 |
| Angled Lattic Top           | 2847-310/311     | 2847-312/313     |          |



Lattice Top Angled 5' 2847-310



Lattice Top Regular 6' 2846-103



Lattice Top Privacy 6' 2950-017



Lattice Top Curved 4'.6" 2846-051



Trellis Screen 6' 5010-311



Vertical Board Regular 5' 2848-503



Vertical Board Privacy 6' 2950-005



Vertical Board Context Top 6' 2848-807



Banff Concave Top 5' 2950-026



Laurentian Convex Top 5' 2950-027



Range Style 2848-101



Free Standing 2847-852



Columbia Privacy 5' 2950-086



1" x 6" Top/Bottom Rail 5' 2847-851



Jasper 2" x 6" Top Privacy 5' 2950-022



Jasper Privacy 6' 2846-505



Jasper Regular 5' 2950-010

## Unique gates

Gate packages are available in a variety of sizes from 4' to 6' and in pressure treated, cedar or spruce. For advice on suitable finishes, see page 19.




Gate with Trellis 5010-040



Gate Hyland 2846-497



Gate Board on Board 2847-404



Gate Jasper 2846-491



Gate Lawrence 2846-499



See page 5 for details



# greenhouses playhouses and sheds



So many projects, which one is perfect for you? Looking to build a storage shed for garden tools or wood? How about somewhere the kids can call their own, or a place to explore your artistic side or green thumb? Whatever purpose you have in mind, we can help you choose the perfect structure for your needs. Talk to your local Home Hardware Building Centre Project Expert today.

All our standard shed packages include the necessary construction material:

- Floor, walls, roof framing and sheathing materials.
- Necessary blocking, trim and fascia.
- Roof shingles.
- Nail hangers, hinges and fasteners.
- Optional vinyl or grooved plywood sidings available.
- Some shed packages will include manufactured framing arches.
- Some shed packages will include factory built entrance doors and window units.



See page 5 for details



Double Entry Shed 12' x 8' 2758-091



Side Entry Shed 12' x 8' 2864-805



Side Entry Shed 8' x 8' 2864-801



Saltbox Roof Shed 12' x 8' 2758-098



Side Entry Shed 12' x 12' 2864-807



Wood Storage 12' x 12' 2863-604





Roll-up Door Shed 10' x 12'  
2863-152



Side Entry Roll-up Door 20' x 12'  
2864-809



Backyard Office 16' x 20' 2758-101



Side Entry Corner Shed 12' x 10'  
2863-165



Gable Style with Porch 10' x 10'  
2865-023



Double Entry Shed 12' x 8' 2865-043



Cabana 20' x 12' 2851-501



Greenhouse Shed 16' x 8' 2865-030

## Greenhouses

Whether you are a novice or master gardener you'll appreciate the extended growing season offered by a greenhouse.



Gable Style Shed 10' x 10' 2863-709



Barn Style Stick Built Shed 10' x 10' 2863-242



Kids Playhouse 6' x 8' 2861-503




Kids Playhouse 8' x 6' 2861-505



Kids Playhouse 10' x 10' 2655-969

Greenhouse Shed 8' x 10'  
2655-968



Storage Playhouse Shed 12' x 8'  
2861-521



Gable Style with Porch 16' x 12'  
2861-523



Storage Playhouse Shed 10' x 10'  
2861-509

# workshops bunkies studios



A personal space dedicated to doing what you love can be a wonderful project, one that can be very fulfilling and will inspire you to spend more time doing what you love. Think about constructing a new space dedicated to your hobbies or downtime. Home Hardware Project Packages supply a mixture of buildings to suit any usage you have in mind. Our gable style workshop is designed with high ceilings for maximum function for larger projects. The office/workshop and studio feature lots of windows for plenty of natural light.

A few considerations when planning to build your own special space:

- What size building would suit your needs, remembering if it's over 10 meters sq. you will properly need a building permit.
- List your intended contents and sketch out positions and sizes.
- Consider positioning for your building. Would your planned usage mean the building is best attached, close to or far from the house.
- Avoid building on sloping land or poorly drained soil.
- Will you need power? If so make sure you have a clear path for overhead or underground cables.
- Consider how shade from surrounding trees and plants will effect the levels of natural light at different times of the day.
- Bring your ideas into your local Home Hardware Building Centre, and let our project planners help you get the right shed, the right materials and the right advice.



Garden Studio 16' x 12' 2863-505



Backyard Office 16' x 20' 2758-101



Summer Pavilion 16' x 8' 2853-001



Workshop 20' x 20' 2758-100



Screened Porch 12' x 12' 2849-401





Bunkie with Chalet Sidings & Pine Trim 12' x 12' 2854-860



Bunkie with Horizontal Sidings & Shakes 16' x 20' 2854-859



See page 5 for details



Pit Toilet Outhouse 4' x 5' 2655-971

## Bunkies and cottage projects

Perfect for additional sleeping space at the cottage and complete with covered porch to take in the views. Our Bunkie designs come in a variety of packages so you can choose the level of finish you require, even including an indoor powder room. Your Home Expert can help with finishes and additions that reflect your personal style.

There are dozens of projects you can do on your own while at the cottage to enhance your cottage life. They are so simple and easy that you'll want to jump right from one project to the next.



Cabana 20' x 21' 2851-501

Canoe Kayak Rack 18' x 10' 2853-010



# garages



Our attractive and practical garage designs give you quality features at very affordable prices. A standard package design features an easy-to-erect truss gable roof, or ask our expert Project experts how to change the design to a cottage-roof style. Still not quite right? You can change the sizes and specifications to suit your requirements. Your Home Hardware Building Centre can help you get exactly the style you need.

Garage packages include gable, side entry and cottage roof styles, single, double or triple doors. Packages include all framing materials, engineered roof trusses, asphalt shingles, insulated sectional steel overhead doors, insulated walk-in door with lockset, window(s), siding, rain goods, soffit, fascia and all required hardware. Lights are sold separately. Before building visit your local municipal office to determine the process to obtain a building permit\*. Permit quality blueprints are available ask your Project Package Expert for details.



See page 5 for details

\*See page 19 for more information



Standard Garage



Standard Double Door Garage

## GARAGE PACKAGES

|           |          |
|-----------|----------|
| 18' x 24' | 2850-907 |
| 20' x 20' | 2850-908 |
| 20' x 22' | 2850-909 |
| 22' x 24' | 2850-910 |
| 22' x 22' | 2850-911 |
| 22' x 24' | 2850-912 |
| 24' x 20' | 2850-913 |
| 24' x 24' | 2850-915 |
| 24' x 26' | 2850-916 |
| 26' x 24' | 2850-917 |
| 26' x 28' | 2850-918 |
| 28' x 30' | 2850-919 |

## SINGLE DOOR GARAGES

|           |          |
|-----------|----------|
| 12' x 20' | 2850-805 |
| 12' x 24' | 2850-900 |
| 14' x 20' | 2850-901 |
| 14' x 22' | 2850-902 |
| 14' x 24' | 2850-903 |
| 16' x 22' | 2850-905 |
| 16' x 24' | 2850-906 |

## DOUBLE DOOR GARAGES

|           |          |
|-----------|----------|
| 24' x 24' | 2850-922 |
| 24' x 26' | 2850-923 |
| 26' x 24' | 2850-924 |
| 26' x 28' | 2850-925 |
| 28' x 30' | 2850-926 |

## TRIPLE DOOR GARAGES

|           |          |
|-----------|----------|
| 36' x 24' | 2850-927 |
| 36' x 28' | 2850-928 |

## COTTAGE ROOF GARAGES

|           |          |
|-----------|----------|
| 16' x 24' | 2850-806 |
| 28' x 30' | 2850-934 |
| 36' x 24' | 2850-935 |

## LOFT GARAGES

|           |          |
|-----------|----------|
| 22' x 24' | 2850-929 |
| 28' x 24' | 2850-930 |
| 28' x 26' | 2850-931 |

## RV GARAGES

|                 |          |
|-----------------|----------|
| 26' x 26' x 8'  | 2850-932 |
| 26' x 38' x 8'  | 2850-933 |
| 30' x 36' x 14' | 2850-804 |

## SIDE ENTRY

|           |          |
|-----------|----------|
| 16' x 20' | 2850-904 |
| 24' x 22' | 2850-914 |
| 32' x 20' | 2850-920 |
| 36' x 28' | 2850-921 |





Cottage Roof Garage 36' x 24' 2850-935



Cottage Roof Garage 28' x 30' 2850-934



Cottage Roof Garage 16' x 24' 2850-806



Side Entry Garage 16' x 20' 2850-904



Side Entry Garage 24' x 22' 2850-914



Side Entry Garage 32' x 20' 2850-920



Side Entry Garage 36' x 28' 2850-921



Loft Garage 28' x 26' 2850-931



Loft Garage 28' x 24' 2850-930



Loft Garage 22' x 24' 2850-929

## Protect your recreational vehicles

Our RV Garage designs make this a relatively easy option. Keeping your vehicle inside during the winter months will keep all of the plastic components at the safest temperature and will protect your vacation investment from damaging sun, wind and snow.



RV Garage 30' x 36' 2850-804



RV Garage 26' x 38' 2850-933

# farm and ranch



Our Hobby Barn packages are a traditionally styled, versatile solution for equipment storage, livestock housing, workshop, garage or stable. These are our largest project packages. Designed for farm use, these structures can be customized to suit your requirements or location.

We have both post frame and stud frame buildings that are a cost efficient way to build. It does require site preparation, foundations\*, permits and approvals.

To meet these specialist requirements, construction should be completed by someone qualified. Your Home Installs Service available at some local Home Hardware Building Centres might be the answer. Our installation experts will ensure you get a quality construction at an affordable price.



See page 5 for details



Horse Stable 28' x 36' 2845-701

\* Slab on grade construction may require specific engineering and approvals at additional cost.

## STORAGE BUILDINGS

### SHELTERS

|                |                |               |
|----------------|----------------|---------------|
| Calf           | 18' x 16' x 6' | .....2845-401 |
| Horse          | 10' x 20' x 8' | .....2845-801 |
| Cattle         | 12' x 16' x 8' | .....2845-601 |
| Horse          | 12' x 16' x 8' | .....2845-802 |
| with Tack Room |                |               |

## HORSE STABLES

|                 |               |
|-----------------|---------------|
| 28' x 36' x 10' | .....2845-701 |
| 36' x 36' x 10' | .....2655-963 |
| 36' x 48' x 10' | .....2655-964 |

## HOBBY BARN

|                |               |
|----------------|---------------|
| 16' x 24' x 8' | .....2844-501 |
| 24' x 32' x 8' | .....2844-503 |
| 28' x 40' x 8' | .....2844-505 |
| 24' x 32' x 8' | .....2844-507 |
| with dormers   |               |

## POST FRAME

|                 |                        |
|-----------------|------------------------|
| building / door |                        |
| 28' x 32' x 10' | .....2655-950/2655-962 |
| 28' x 40' x 10' | .....2655-951/2655-962 |
| 32' x 32' x 10' | .....2655-952/2655-962 |
| 32' x 40' x 10' | .....2655-953/2655-962 |
| 36' x 40' x 12' | .....2655-954/2845-011 |
| 36' x 56' x 12' | .....2655-955/2845-011 |
| 32' x 48' x 12' | .....2844-603/2845-001 |
| 32' x 48' x 14' | .....2844-605/2845-003 |
| 32' x 48' x 16' | .....2844-607/2845-005 |
| 40' x 48' x 14' | .....2844-609/2845-003 |

|                 |                        |
|-----------------|------------------------|
| 40' x 48' x 16' | .....2844-611/2845-005 |
| 40' x 64' x 14' | .....2844-613/2845-003 |
| 40' x 64' x 16' | .....2844-615/2845-005 |
| 48' x 72' x 14' | .....2844-617/2845-003 |
| 48' x 72' x 16' | .....2844-619/2845-005 |

## STUD FRAME

|                 |                        |
|-----------------|------------------------|
| building / door |                        |
| 28' x 32' x 10' | .....2655-956/2655-949 |
| 28' x 40' x 10' | .....2655-957/2655-949 |
| 32' x 32' x 10' | .....2655-958/2655-949 |
| 32' x 40' x 10' | .....2655-959/2655-949 |
| 36' x 40' x 12' | .....2655-960/2845-826 |
| 36' x 56' x 12' | .....2655-961/2845-826 |
| 32' x 48' x 12' | .....2844-809/2844-826 |
| 32' x 48' x 14' | .....2844-811/2844-827 |
| 32' x 48' x 16' | .....2844-813/2844-828 |
| 40' x 48' x 14' | .....2844-815/2844-827 |
| 40' x 48' x 16' | .....2844-817/2844-828 |
| 40' x 64' x 14' | .....2844-819/2845-827 |
| 40' x 64' x 16' | .....2844-821/2844-828 |
| 48' x 72' x 14' | .....2844-823/2844-827 |
| 48' x 72' x 16' | .....2844-825/2844-828 |





Hobby Barn 28' x 40' x 8' 2844-505



Hobby Barn 16' x 24' x 8' 2844-501



Hobby Barn 24' x 32' x 8' 2844-503



Hobby Barn with Dormers 24' x 32' x 8' 2844-507

## Not just for the farm, Hobby Barns are also perfectly suited for use as a workshop, storage space or garage

Clear span trusses provide complete use of space, and a variety of sizes allow you to adapt this simple design for machine storage, harvest storage or livestock. Customization\* of our plans are possible offering alternative sizes or to adapt layout to suit light industrial applications. Your Project Package Expert will be happy to provide more details.

\*Approvals to suit local municipal by-laws remain the responsibility of the owner, see page 19 for details.

Stud Frame Building 32' x 48' x 12' 2844-809



See page 5 for details




Horse Stable 36' x 36' 2655-963



Horse Shelter 10' x 20' x 8' 2845-801



Horse Shelter with Tack Room 10' x 20' x 10' 2845-802



Calf Shelter 8' x 16' x 6' 2845-401



Cattle Shelter 12' x 16' x 8' 2845-601



Chicken Coop 2655-970



Dog Kennel 8' x 12' 2655-981

# backyard projects



## BACKYARD PROJECTS

### GAZEBO PACKAGE

|           |          |               |
|-----------|----------|---------------|
| 8' x 8'   | 2851-601 | Cedar         |
| 8' x 8'   | 2842-701 | PT            |
| 10' x 10' | 2851-603 | Cedar         |
| 10' x 10' | 2851-703 | PT            |
| 12' x 12' | 2851-705 | Octagonal PT  |
| 12' x 12' | 2851-605 | Octagonal Cdr |
| 12' x 12' | 2852-601 | Square Cedar  |
| 12' x 12' | 2852-701 | Square PT     |

### TRELLIS PACKAGE

|         |          |    |
|---------|----------|----|
| 4' x 4' | 5010-300 | PT |
| 7' x 7' | 5010-030 | PT |

### SCREEN TRELLIS 6'

|         |          |        |
|---------|----------|--------|
| 6' x 8' | 5010-312 | Spruce |
| 6' x 8' | 5010-313 | Cedar  |
| 6' x 8' | 5010-311 | PT     |

### ARBOUR PACKAGE

|            |          |                   |
|------------|----------|-------------------|
| 2'.6" x 8' | 5010-088 | with seat         |
| 4' x 8'    | 5010-302 | Gate with lattice |

## ANCHORING PACKAGES

|         |          |                 |
|---------|----------|-----------------|
| 4' x 4' | 2852-001 | Post foundation |
| 6' x 6' | 2852-003 | Post foundation |

### PICNIC TABLES

|      |          |        |
|------|----------|--------|
| 3'   | 6335-519 | Spruce |
| 3'   | 6335-517 | Cedar  |
| 6'   | 6335-515 | Spruce |
| 6'   | 6335-508 | Cedar  |
| Hex. | 6335-504 | Cedar  |
| Hex. | 6335-506 | Spruce |

### DOG HOUSES/KENNELS

|          |          |               |
|----------|----------|---------------|
| 2' x 3'  | 2844-001 |               |
| 3' x 4'  | 2844-003 |               |
| 8' x 12' | 2655-965 | Basic         |
| 8' x 12' | 2655-980 | Dec/Ply       |
| 8' x 12' | 2655-981 | Vinyl Sidings |

### PLANTERS

|                 |          |         |
|-----------------|----------|---------|
| 18" x 18"       | 5055-025 | Planter |
| 19" x 87" x 33" | 5055-010 | w/Bench |
| 27" x 51" x 26" | 5055-111 | Tiered  |



Octagon Gazebo 8' x 8' 2851-701




Square Gazebo 12' x 12' 2852-701



Kids Picnic Table 3' 6335-519



Regular Picnic Table 6' 6335-508



Hexagonal Picnic Table 6335-506



Muskoka Double Chair 6335-503



Double Chair 32" x 70" 6335-500





Garbage Bin Organizer 2856-615



Tiered Planter 27" x 51" 5055-111



Dog House 2' x 3' 2844-001



Bench Planter 19" x 87" 5055-010



Planter 3' x 2' 5055-121



Trellis 7' x 7' 5010-030



Trellis 4' x 4' 5010-300



Screen Trellis 6' 5010-312



Arbor Gate Lattice 4' x 8' 5010-302



Garden Arbour 8' x 10' 5010-088



Pergola 12' x 12' 5011-865



See page 5 for details

## Building a Pergola or Gazebo

Outdoor garden structures enhance your outdoor space by providing a focal point with which to offer continuity and definition for your landscaping and gardens. Structures deliver immediate framework to visually define areas for playing, gardening, entertaining or just contemplating life in a quiet secluded sanctuary.

Gazebos, trellises, pergolas and planter projects will add flavour and atmosphere to your private space, while a flowering vine-clad arbor is a great way to create vertical garden space and add some whimsy.

If you want to turn your backyard into a landscaped oasis, speak with our Project Package Experts on how to get started today.

### MINI GOLF PACKAGES

- Golf Hole 1 ..... 2844-020
- Golf Hole 2 ..... 2844-021
- Golf Hole 3 ..... 2844-022
- Golf Hole 4 ..... 2844-023
- Golf Hole 1 & 4 ..... 2844-024
- Golf Hole 2 & 3 ..... 2844-025
- Golf Hole 1, 2, 3 & 4 ..... 2844-026




Golf Hole 1. 2' x 8' 2844-020



Golf Hole 2. 2' x 8' 2844-021



Golf Hole 3. 4' x 8' 2844-022



Golf Hole 4. 2' x 7' 2844-023



**Beauti-Tone**  
CANADA'S COLOUR EXPERTS



Beauti-Tone paints and stains are exclusive to Home Hardware. Beauti-Tone offers a full range of the highest quality exterior coatings. Every product is formulated for the extremes of our Canadian climate and is backed by our HOME OWNER'S GUARANTEE.



**Wood-Shield Acrylic-Alkyd Stain**  
Semi 1866-843/845/847/849  
Solid 1866-851/853/855/857/859

New low VOC Acrylic-Alkyd emulsion offers mildew resistance, long lasting protection and excellent colour retention. Ideal for decks, outdoor furniture, siding, shakes and shingles. Moisture content in the wood should be < 20% before staining.



**Wood-Shield Best Acrylic Stain**  
Semi 1870-827/829/831/833  
Solid 1866-804/813/822/840

100% Acrylic resin that offers mildew resistance, long lasting protection with superior colour retention. Ideal for decks, outdoor furniture, siding, shakes and shingles. Moisture content in the wood should be < 25% before staining.



**Wood-Shield Best Oil Stain**  
Semi 1866-866/868  
Solid 1866-871/873/875

Linseed oil resin with Tung oil that offers mildew resistance, long lasting protection with good colour retention. Ideal for decks, siding, shakes and shingles. Moisture content in the wood should be < 15% before staining.

## Wood-shield stains

This premium line of durable stains are for use on all wood surfaces including decks, furniture, shakes, shingles and sidings. Available in Oil, 100% Acrylic and Acrylic-Alkyd blend, in both solid and semi-transparent finishes. Always the key to a long lasting protective coating on your exterior wood is prep work. Your surface should be clean, dull and dry. Home Hardware has the right product to prepare your surface to save you time, money and labour. For more information about preparation or finish choices for your project talk with our Paint Expert at Home Hardware for advice.



Exterior Latex Suede 1859-608/612/610



Exterior Latex Silk 1859-563/572/581



Exterior Trim & Door 1858-600/605/610

## Designer series paints

Exclusive to Home Hardware this 100% acrylic paint is formulated with Duralink offering the latest in paint technology for a quality exterior coating. Exterior sheens available in suede and silk. Plus a specialty Trim and Door paint. Designer Series paints have our lowest application temperature of 5 degrees C.





## 10 CONSIDERATIONS BEFORE STARTING YOUR PROJECT

1. Check with the building department at your local municipality to determine the requirements for building/demolition permits, setbacks, height restrictions or other by laws that may affect your project.
2. Follow the proper guidelines as indicated in your local by-laws. e.g. if attaching a deck to your home there may be height and approved fastening procedures.
3. Do not disturb any underground utility lines. Prior to disturbing the ground, contact the appropriate utility locating agency, to arrange for the marking of the location of buried facilities before digging takes place. Remember, you are liable for any damage or injury caused by interfering with any buried infrastructure.
4. Obtain suitable drawings for your project. You may also require a site plan to define where on your property the project is located and if it meets setback, lot coverage and height restrictions.
5. Research the variety and quality of materials and finishes available for your project.
6. Decide if this is a project you want to build or have a Home Hardware Building Centre install it for you.
7. Set up a site visit with Home Installs if you have decided to not build it yourself.
8. Determine the tool requirements for your project if you are constructing the project... check with your local Home Store for available selection.
9. Consider future uses for your project and do the necessary prep work now.
10. Prepare your work and delivery schedule.



YELLOW TAIL II 800 sq. ft. Expandable cabin 2853-596



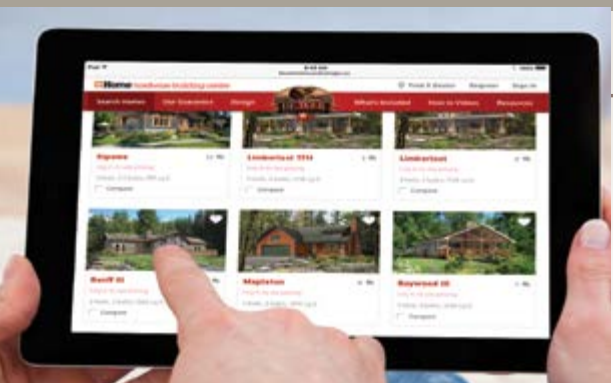
You can also customize your home *Online*

[BeaverHomesandCottages.ca](http://BeaverHomesandCottages.ca)

BeaverHomesandCottages.ca is full of great features that will help you envision your perfect home. Search models by number of bedrooms, size, features and other options. Register to create your personal home portfolio, then scrapbook your preferences and save your favourite models. Take virtual tours to see 360° exterior views of all models, and interior panoramas of selected homes. Change building products and colours using the Virtual Design Center and customize the exterior to your liking.



Start building your dream home today, visit [BeaverHomesandCottages.ca](http://BeaverHomesandCottages.ca)



 **Home**  
hardware  
building centre

 **Home**  
building centre