

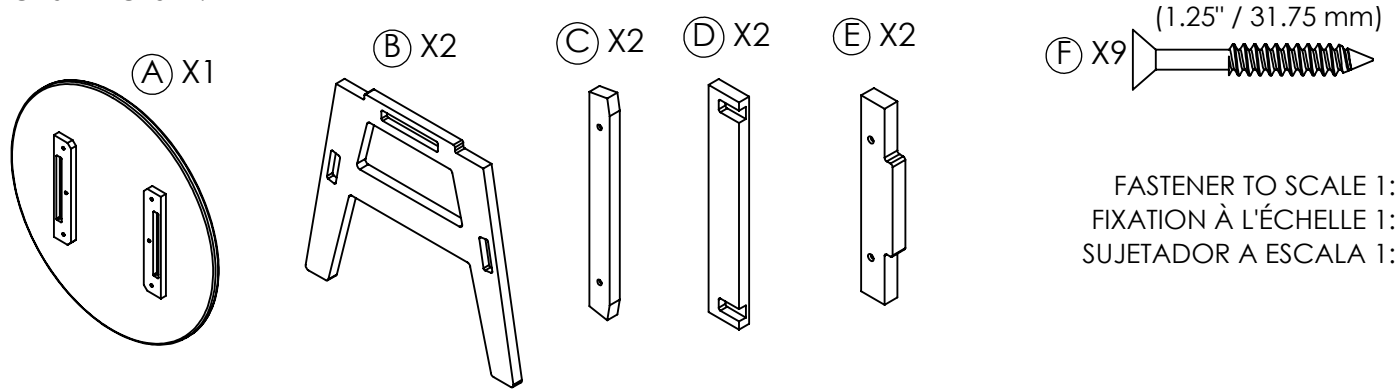


Crystal Harbor
COLLECTION
 BY C.R. PLASTIC PRODUCTS

TCH02

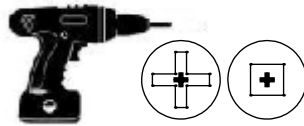
Crystal Harbor Collection
 Coffee Table

BOX INCLUDES:
 LA BOÎTE COMPREND :
 LA CAJA INCLUYE:



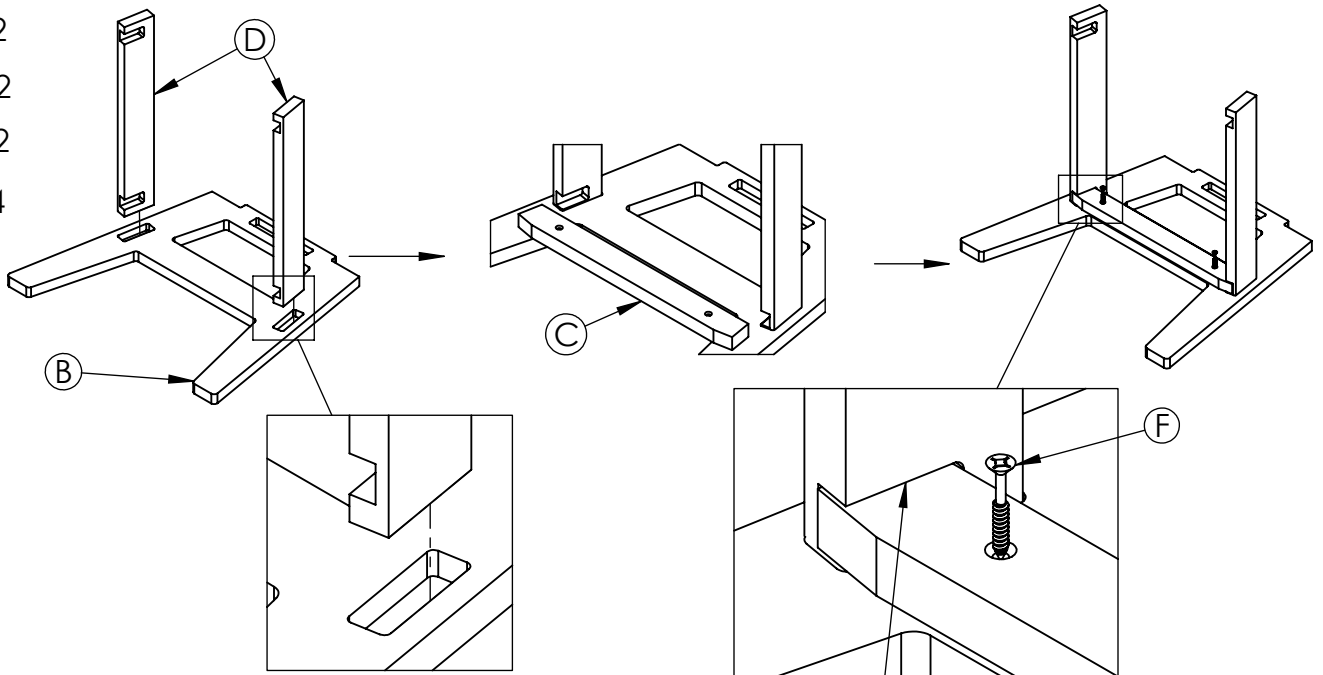
FASTENER TO SCALE 1:1
 FIXATION À L'ÉCHELLE 1:1
 SUJETADOR A ESCALA 1:1

Tools needed:
 Outils nécessaires :
 Herramientas necesarias:



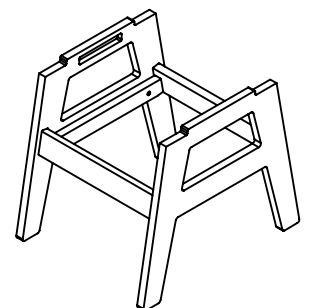
www.crpproducts.com

1 (B) X2
 (C) X2
 (D) X2
 (F) X4

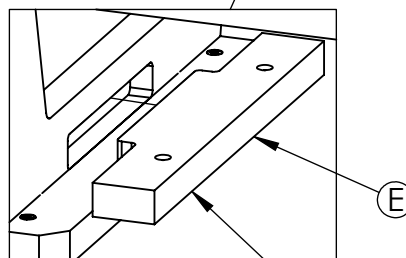
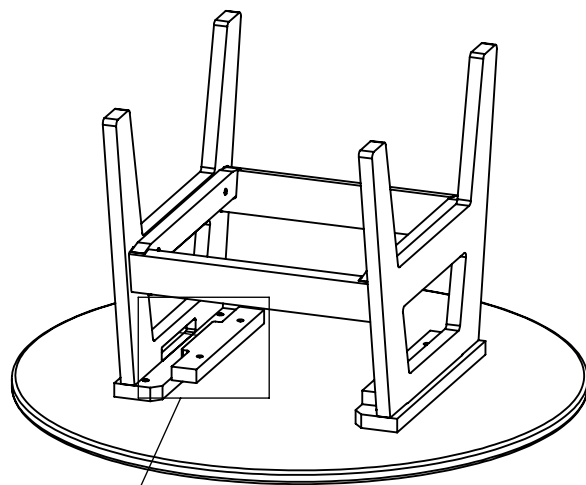

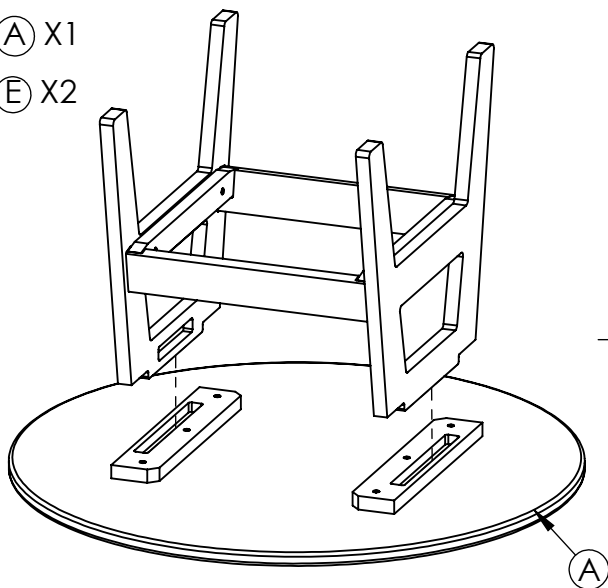


PUSH INTO NOTCH AND SECURE WITH (F).
 ENFONCER DANS L'ENCOCHE ET FIXER AVEC (F).
 EMPUJE EN LA MUESCA Y ASEGÚRELO CON (F).

REPEAT THIS STEP FOR BOTH SIDE.
 RÉPÉTEZ CETTE ÉTAPE POUR LES DEUX CÔTÉS.
 REPITA ESTE PASO PARA AMBOS LADOS.



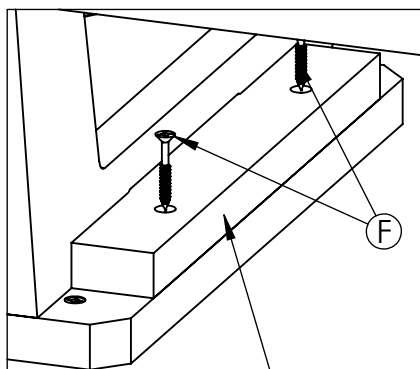
2 (A) X1
(E) X2



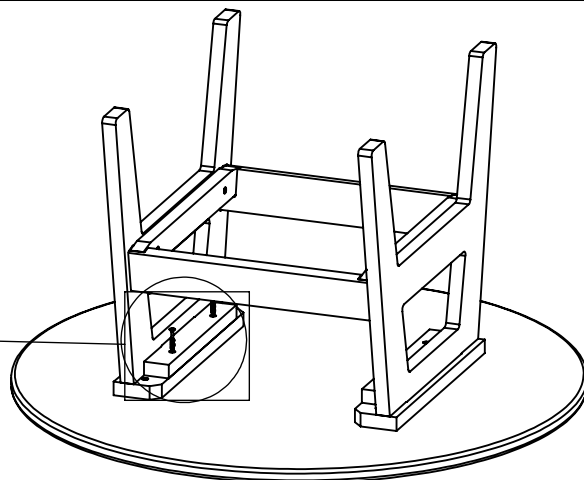
INSERT INTO THE NOTCH.
INSÉRER DANS L'ENCOCHE.
INSERTAR EN LA MUESCA.

REPEAT THIS STEP FOR BOTH SIDE.
RÉPÉTEZ CETTE ÉTAPE POUR LES DEUX CÔTÉS.
REPITA ESTE PASO PARA AMBOS LADOS.

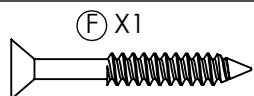
3 (F) X4



PUSH INTO NOTCH AND SECURE WITH (F).
ENFONCER DANS L'ENCOCHE ET FIXER AVEC (F).
EMPUJE EN LA MUESCA Y ASEGÚRELO CON (F).



REPEAT THIS STEP FOR BOTH SIDE.
RÉPÉTEZ CETTE ÉTAPE POUR LES DEUX CÔTÉS.
REPITA ESTE PASO PARA AMBOS LADOS.



EXTRA FASTENER.
FIXATION SUPPLÉMENTAIRE.
FIJADOR EXTRA

