

HOME ESSENTIALS

KIDS WHEELBARROW



Item # 5160-121



1 year limited warranty

READ ALL INSTRUCTIONS BEFORE FIRST USE.

KEEP THIS MANUAL FOR FUTURE REFERENCE.

KEEP AWAY FROM CHILDREN.



**WEAR CSA APPROVED
EYE PROTECTION**



**WEAR EAR
PROTECTION**



**WEAR A
FACE MASK**

KIDS WHEELBARROW

Maximum Weight Capacity	22LBS./10KG
Wheelbarrow weight	5.9LBS./2.7KG

IMPORTANT INFORMATION

- Read all instructions prior to assembly.
- For ease of assembly, it is recommended that 2 people assemble the wheelbarrow
- Prior to assembly, lay out all parts on a flat, non-abrasive surface and verify that there are no pieces missing.

NEED ASSISTANCE?

- Technical questions
- Replacement parts
- Parts missing from package

Email us at: customerservice@powertoolsplus.ca

Call us on our toll-free customer support line:

1-866-349-8665 (9-5pm Monday-Friday EST)



WARNING: Exceeding maximum weight capacity may result in injury or damage.

Care Instructions: After use, clean with a damp, soft cloth or sponge. Rinse thoroughly. When not in use, store in a dry and sheltered location.



CAUTION: Not a riding toy. Not intended for transporting people or animals. Adult supervision required.
















PARTS LIST



WARNING: When servicing, use only original equipment replacement parts.

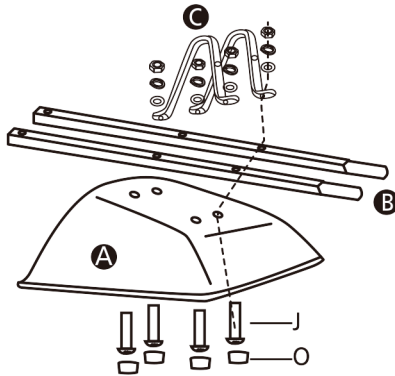
The use of any other parts may create a safety hazard or cause damage to the wheelbarrow.

For more information, call the Toll-free Helpline, at 1-866-349-8665 – Monday-Friday from 9am to 5pm Eastern Standard Time or email us at customerservice@powertoolsplus.ca.

KEY	Part	Description	QTY
A	Tray		1
B	Handle		2
C	Leg		2
D	Leg brace		1
E	Tray brace		2
F	Axle tube		2
G	Axle		1
H	Wheel		1
I	Bolt (15 mm)		4
J	Bolt (45 mm)		4
K	Bolt (60 mm)		2
L	Nut		10
M	Lock-washer		10
N	Washer		10
O	Plastic cap		10

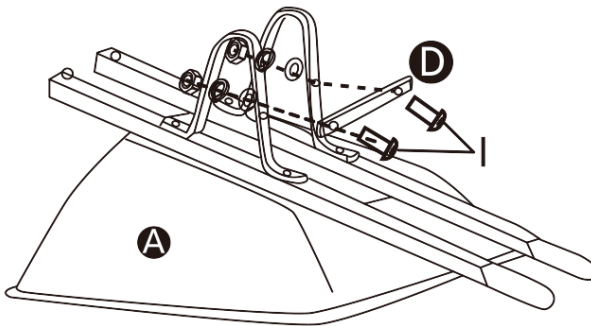
ASSEMBLY INSTRUCTIONS

STEP 1

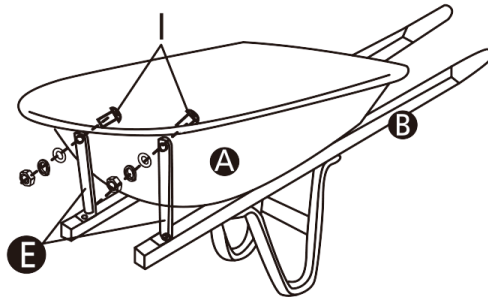


Insert the bolts (J) through the tray and tape the heads to the inside of the tray. Turn the tray upside down and place a handle over the two bolts as shown. Then place a leg (C) with the hole towards the end of the handle, over the bolts. Add a washer (N), lock-washer (M) and nut (L) then hand tighten. Repeat this procedure with the other handle and leg.

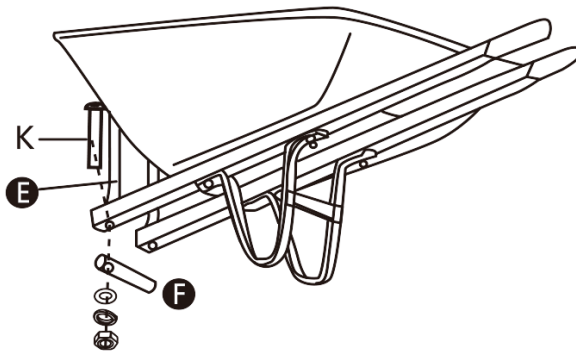
STEP 2



Attach the leg brace (D) to the leg (C) as shown using bolts (I). Add washers (N), lock-washers (M) and nuts (L) then hand tighten.

ASSEMBLY INSTRUCTIONS**STEP 3**

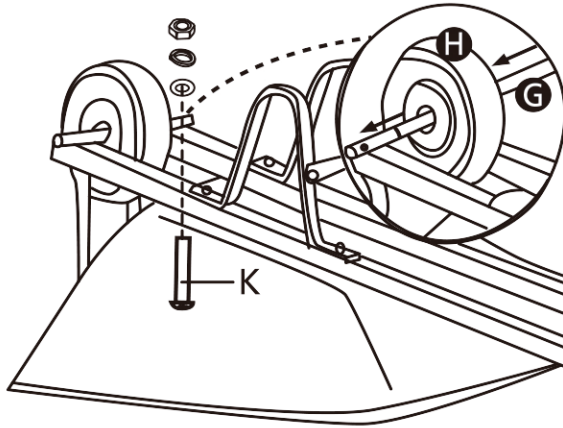
Turn the wheelbarrow over and attach the tray braces (E) to the tray (A) with bolt (I). Add washers (N), lock-washers (M) and nuts (L) then hand tighten.

STEP 4

Place bolt (K) through the tray brace (E) handle and axle tube (F). Add washers (N), lock-washers (M) and nuts (L) then hand tighten.

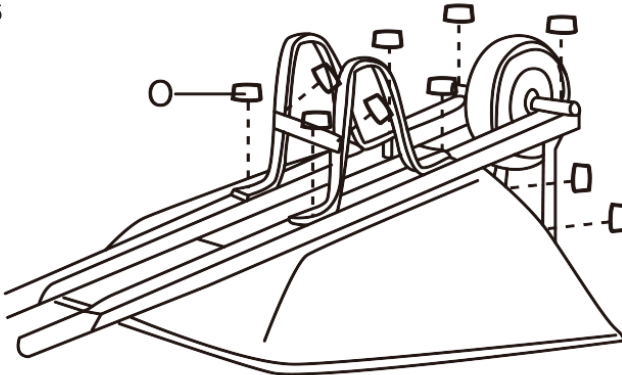
ASSEMBLY INSTRUCTIONS

STEP 5



Place the axle (G) through the axle tube (F) and the wheel (H) use the other bolt (K) to secure the remaining tray brace, handle and axle tube. Add washers (N), lock-washers (M) and nuts (L) then hand tighten.

STEP 6



Using a flat head screwdriver (not supplied) and a 10 mm wrench (not supplied), tighten all nuts. Place the plastic caps (O) over the ends of the bolts.

WARRANTY**HOME ESSENTIALS WARRANTY FOR KIDS WHEELBARROW**

If this Home Essentials tool fails due to a defect in material or workmanship within 1 year from the date of purchase, return it to any Home Hardware store with the original bill of sale for exchange. This warranty does not include expendable parts including but not limited to blades, brushes, belts, light bulbs.

This warranty covers defects in material or workmanship only. It does not cover normal wear and tear, failure due to abuse/misuse, or defects caused by careless or accidental mishandling. If this product is used for commercial or rental purposes, this warranty does not apply.

KIDS WHEELBARROW



HOME ESSENTIALS CANADA
ST. JACOBS, ONTARIO N0B 2N0
©2025 Home Hardware Stores Limited
CUSTOMER SERVICE/TECH SUPPORT
1-866-349-8665

5160-121

Made in China



* This Home Essentials product carries a one (1) year LIMITED warranty against defects in workmanship and materials.

READ ALL INSTRUCTIONS BEFORE FIRST USE.
KEEP THIS MANUAL FOR FUTURE REFERENCE.
KEEP AWAY FROM CHILDREN.



**WEAR CSA APPROVED
EYE PROTECTION**



**WEAR EAR
PROTECTION**



**WEAR A
FACE MASK**