



**11C1-CRT**



**11C3-CRT**




**11C4-CRT**




**11C5-CRT**




**11C10-CRT**



**20C1-CRT**



**20C4-CRT**



**20C5-CRT**



Cat. No.	Description
<b>11 SERIES</b>	
11C1-CRT	For one duplex receptacle.
11C2-CRT	For a 20 A single receptacle with a 1-19/32 in. diameter.
11C3-CRT	For a 15 A single receptacle with a 1-13/32 in. diameter.
11C4-CRT	Blank to be mounted directly to the box.
11C5-CRT	For one single toggle switch.
11C10-CRT	For one Decora or GFCI device.
<b>20 SERIES</b>	
20C1-CRT	For one duplex receptacle.
BC20-C-3	For a 15 A single receptacle with a 1-13/32 in. diameter.
20C4-CRT	Blank to be mounted directly to the box.
20C5-CRT	For one single toggle switch.

Device mounting screws included.