





777LRB-CRT



CI525-L




3104KSSX-CRT



3104LH-RT



BC3104-LHTQ



3104LSSX-RT



3104LSSAX-RT



CI1804-LH



Cat. No.	Features						Conduit Knockouts		
	Cubic Capacity	Usage	Ears	Bracket (See page A3)	Ground Screw (Qty.)	Additional Features	Ends	Bottom	
777LRB-CRT *	11.0	L	F	RB	1	Max. 1-1/8 in. drywall	4 pryouts	1 x 1/2 in.	
CI525-L	12.5	L / LA		Screwlock	2				
BC3104KSS1X-1	16.0	KO		SSX-1	1		2 x K	2 x 1/2 in.	
3104KSSX-CRT				SSX					
3104LH-RT		L / LA			SSX	2	Positioning Tabs	4 pryouts	
3104LSSX-RT							Positioning Tabs		
CI3104-LHA							Positioning Tabs		
CI3104-LSS1X-1							Positioning Tabs		
CI-3104-LSSA1X-1							Positioning Tabs		
3104LSSAX-RT							Positioning Tabs		
CI3104-SSX		KO			SSX	1		2 x 1/2	2 x 1/2 in.
CI1804-LH		18.0	L / LA			2	Positioning Tabs	4 pryouts	
<b>ONE SCREW MOUNTING</b>									
BC3104-LHTQ	16.0	L / LA			2	"LHTQ" (see page A4)	4 pryouts		

Note: The CI1804-LH have an X-cube mounted to one side.  
 Mounting Ears: F = Flush R = Recessed  
 Usage: KO: Conduit KOs only, L = NMD90 (Loomex, nonmetallic sheathed cable), LA = AC90 (BX, armored cable)  
 Conduit knockouts: K = concentric 1/2 in. and 3/4 in.  
 \* The 777LRB-CRT is 2-1/4 in. deep and is non-gangable