



Model No.	PHANTOM
N7747EB	ADA-Compliant, Elongated Bowl 3.0 lpf Single-Flush, Two-piece Toilet



FEATURES



ULTRA HIGH EFFICIENCY FLUSH

Quiet, powerful flush delivered with a patented Stealth flush chamber and air transfer system.



SOFT-CLOSE SEAT

The toilet lid and seat close with a light touch, preventing slamming. Moulded with durable, heavy-duty break-resistant plastic.



LARGE WATER SURFACE

Air is transferred to the trapway during filling of the tank, exerting positive pressure on the water in the bowl and creating a larger surface.




COMPACT DESIGN

Two-piece toilet with a skirted trapway that simplifies cleaning. Allows more room for vanities, shelving, or cabinets.



SUPERIOR ENGINEERED CERAMICS

High-glazed vitreous china provides a smooth, low-friction surface.



STYLISH FLUSH BUTTON

Inconspicuous, top-mounted, break-resistant, spring-loaded, and finished in polished chrome.



BUILD GREEN

accrue LEED Canada credit points:

UP TO **6**
LEED POINTS
For commercial buildings

UP TO **2**
LEED POINTS
For residential buildings

PHANTOM™

Model No.	PHANTOM
N7747EB	ADA-Compliant, Elongated Bowl 3.0 lpf Single-Flush, Two-piece Toilet

PERFORMANCE

The Phantom harnesses the energy of water filling the tank to pressurize the trapway via a patented air transfer system. When flushed, air is sucked out of the trapway, initiating the highly efficient siphonic action. This new technology gives the Phantom the leading edge in water efficiency, achieving the lowest flush volume of any toilet in the industry.


SPECIFICATIONS

Water Usage	3.0 lpf / 0.80 gpf
Flush System	Patented Air Transfer System - Canadian-engineered
MaP Rating	800g
Water Pressure Range	Variable
Water Surface Area	7¼" X 9¼" (184 mm X 235 mm)
Trap Diameter	2" (51 mm)
Trap Seal	2-3/8" (60 mm)
Rough-In	12" (305 mm)
Large Footprint	10-1/5" X 20-3/5" (260 mm X 525 mm)
Material	High glaze vitreous china
Colours	White

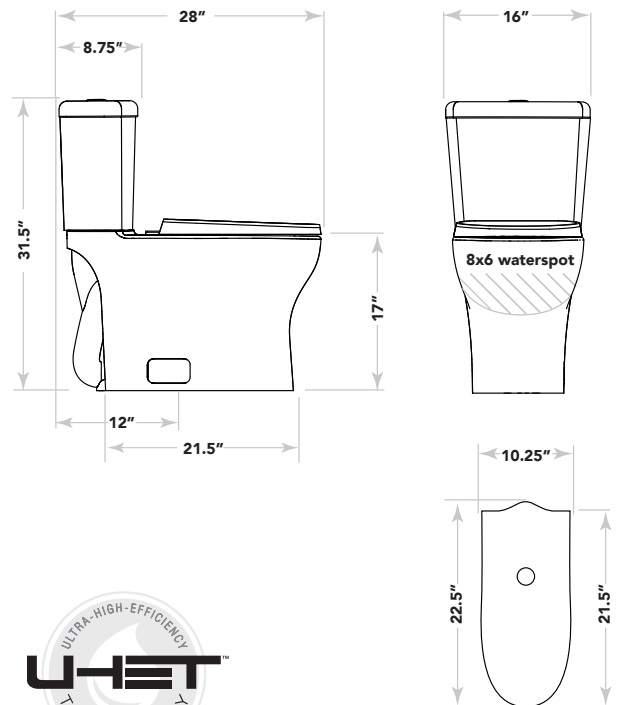
Warranty Lifetime on china
10-year warranty on air transfer system; 1-year on valves

Eligible for the highest tier of municipal toilet rebates, where available

Complies with ASME A112.19.2 and CSA B45.1 codes and surpasses standards for MaP and drainline carry capacity



DIMENSIONS



SHIPPING DIMENSIONS & WEIGHT

N7747T TANK

17.5" x 9" x 17"
32.8 lbs.

N7747EB BOWL

28.5" x 15.5" x 18"
74.4 lbs.

Specifications are subject to change without notice.

Distributed & marketed by:



WATER MATRIX™
THE FUTURE OF WATER SOLUTIONS

Head Office

7930 Huntington Rd, Unit 3, Vaughan, Ontario, Canada L4H 4M8
Tel: (905) 850-8080 Fax: (905) 850-9100 Toll-Free: 1-800-668-4420
Email: sales@watermatrix.com Website: www.watermatrix.com