

10 Utility Sink, DURASTONE®






Featuring designer-inspired look and a premium finish, the Model 10 is all business when it comes to the task of laundry or utility tub duty. The Model 10 Utility Sink is a great addition to any laundry, utility or work room.

Features

- Molded using matched metal molds with premium DURASTONE® fiberglass blended with special resins for extra strength and durability
- Extra-deep, 13" self-rimming 17-gallon capacity bowl
- Includes 1½" drain assembly with stopper
- Connects to standard 1½" P-Trap
- Fits standard 21" x 24" cutout for single-bowl sinks
- Accommodates single or dual-handle faucet with 4" or 8" center
- Available in white and bone
- Stain resistant, semi-gloss, colorfast finish; easy to clean

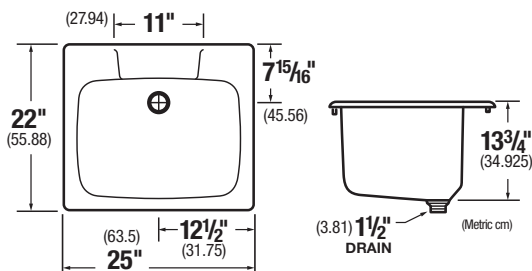
Code Accepted

- American National Standards Institute (ANSI) Specification Z 124-2017 
- International Association of Plumbing and Mechanical Officials (IAPMO®) – Listed file #0820 
- Warnock Hersey (Canada) – CSA #B45.0 and B45.5 

Specifications

Dimensions	Length	Width	Depth	Model	Color
Overall	22"	25"	13 1/4"	10	White
Inside Bowl	15 3/4"	21 3/8"	13 1/4"	10BN	Bone
Cutout	21"	24"	—		

General: Furnish and install as shown on plans, a Countertop Sink Model 10 as manufactured by E. L. Mustee & Sons, Inc. Shall be molded fiberglass, using matched metal molds under extreme heat and pressure. One-piece molded construction with self-rimming edge. Complete drain assembly. Overall size: 22" x 25" x 13 3/4". Shall meet ANSI Specification Z 124.6. Color: _____ (White, Bone).



10C Utility Sink, DURASTONE®






Featuring designer-inspired look and a premium finish, the Model 10C is all business when it comes to the task of laundry or utility tub duty. The Model 10C Utility Sink is a great addition to any laundry, utility or work room.

Features

- Molded using matched metal molds with premium DURASTONE® fiberglass blended with special resins for extra strength and durability
- Extra deep, 13" self-rimming 17-gallon capacity bowl
- Reinforced 3½" drain opening for standard basket drain (not included)
- Connects to standard 1½" P-Trap
- Fits standard 21" x 24" cutout for single-bowl sinks
- Accommodates single or dual-handle faucet with 4" or 8" center
- Available in white and biscuit
- Stain resistant, semi-gloss, colorfast finish; easy to clean

Code Accepted

- American National Standards Institute (ANSI) Specification Z 124-2017 
- International Association of Plumbing and Mechanical Officials (IAPMO®) – Listed file #0820 
- Warnock Hersey (Canada) – CSA #B45.0 and B45.5 

Specifications

Dimensions	Length	Width	Depth	Model	Color
Overall	22"	25"	13 1/4"	10C	White
Inside Bowl	15 3/4"	21 3/8"	13 1/4"	10CBT	Biscuit
Cutout	21"	24"	—		

General: Furnish and install as shown on plans, a Countertop Sink Model 10C as manufactured by E. L. Mustee & Sons, Inc. Shall be molded fiberglass, using matched metal molds under extreme heat and pressure. One-piece molded construction with self-rimming edge. Complete drain assembly. Overall size: 22" x 25" x 13 3/4". Shall meet ANSI Specification Z 124.6. Color: _____ (White, Biscuit).

